



# **PROFILES R.H FACTORY LLC.**



## **COLD ROOM SPECIFICATIONS**

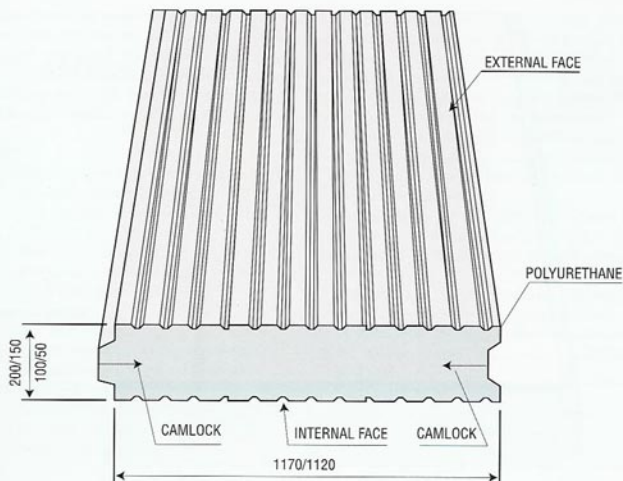


**OUR PRODUCTS ARE THE BEST YOU CAN FIND IN THE U.A.E. MARKET**

**PROFILE SHEETS, PANELS, COLD STORAGE, REFRIGERATED TRUCKS,  
SKID MOUNTED CONTAINERS AND VARIOUS STRUCTURAL MEMBERS**

**MANUFACTURERS**

P.O. Box 656, Sharjah - United Arab Emirates, Tel : (9716) 5342222, Fax : (9716) 5342000  
E-mail : [pro@profilesrhf.com](mailto:pro@profilesrhf.com) Website : <http://www.profilesrhf.com>



### PRODUCT DESCRIPTION

Insuwall is a factory made insulated wall/roof panel having embossed aluminium or steel facings combined with polyurethane foam core. The panel is 50/100/150/200mm thick and has a width of 1170/1180mm with lengths upto 10 meters. The side joint is formed with tongue and groove. External/internal facing of 0.5/0.7mm embossed aluminium or galvanised steel protected against corrosion with a multicoat protective system. Galvanised steel camlocks along the side of the panels every 1000mm in order to enable the panels to be tightened together.

### WIDTH:

300mm to 1180mm with standards of 1170mm

### MAXIMUM LENGTH:

Up to 10.00 meters

### THICKNESS OF PANELS:

50/100/150/200mm

### CORE:

Self bonding polyurethane foam

### FACINGS:

Aluminium conforming to BS4300/6 N31 TEMPER H16

(Yield strength 165 to 207 N/mm<sup>2</sup>)

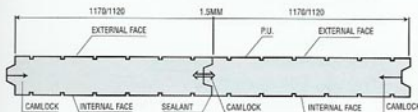
Galvanised steel conforming to ASTM 446 Grade D with 275 grs/m<sup>2</sup> of zinc coating {equivalent BS 2989 (1982) Z35 G275}.

### COLOURS AVAILABLE:

RAL 9002 and other colours may be possible on request.

### THERMAL VALUE

UVALUE	50MM	0.36 W/M <sup>2</sup> oC
	100MM	0.19W/M <sup>2</sup> oC
	150MM	0.13W/M <sup>2</sup> oC
	200MM	0.10 W/M <sup>2</sup> oC



PANEL JOINT DETAIL

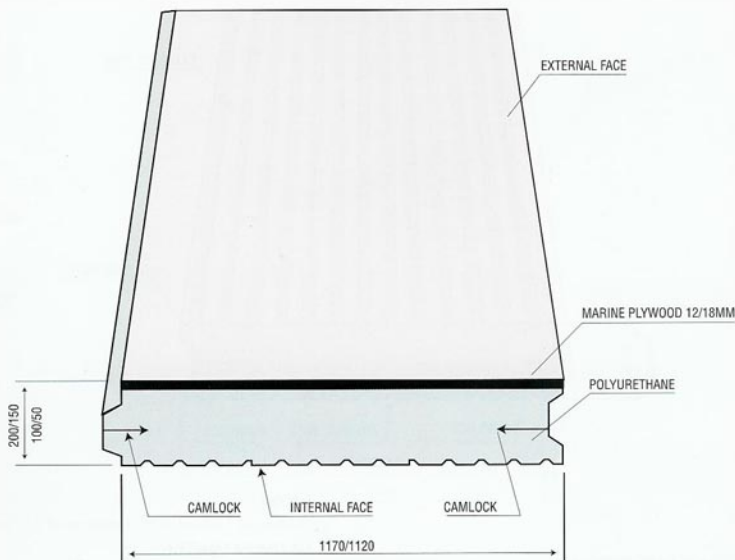
## PROFILES R.H. FACTORY LLC.

P.O. BOX 656, SHARJAH - UNITED ARAB EMIRATES

TEL : (9716) 5342222, FAX : (9716) 5342000

E-mail : [pro@profilesrhf.com](mailto:pro@profilesrhf.com)

Website : <http://www.profilesrhf.com>



## PRODUCT DESCRIPTION

Insufloor is a factory made insulated floor panel having plywood/steel facings combined with polyurethane foam core. The panel is 50/100/150/200mm thick and has a width of 1170/1180mm with lengths upto 10 meters. The side joint is formed with tongue and groove. External facing of 12/18mm thick marine plywood Internal facing of galvanised steel sheets 0.4mm thick Galvanised steel camlocks along the side of the panels every 1000mm in order to enable the panels to be tightened together.

## WIDTH:

300mm to 1180mm with standards of 1170mm

## MAXIMUM LENGTH:

Up to 10.00 meters

## THICKNESS OF PANELS:

50/100/150/200mm CORE:  
Self bonding polyurethane foam

## THERMAL VALUE

UVALUE	50MM	0.36 W/M2oC
	100MM	0.19W/M2oC
	150MM	0.13W/M2oC
	200MM	0.10 W/M2oC

## PROFILES R.H FACTORY LLC.

P.O. BOX 656, SHARJAH - UNITED ARAB EMIRATES

TEL : (9716) 5342222, FAX : (9716) 5342000

E-mail : [pro@profilesrhf.com](mailto:pro@profilesrhf.com)

Website : <http://www.profilesrhf.com>



# DATA SHEET

## Cold Room Doors



All sliding doors are delivered as complete units - easy to mount with all fittings, sliding rail, bottom guide rollers etc. Mounted on frame at delivery. Supplied with counter frame arrangement including support for sliding rail (sub frame construction is excluded - for example prefab panels)

### DOOR BLADE.

Sheet	-Pre coated steel or aluminium
Surface	-Polyester coated 25 microns
Insulation	-Polyurethane foam -density = 40KG/M3
Thickness	-100 mm/150 mm.
Construction	-Insulation injected between sheets and reinforced perimeter frame.

### FRAME:

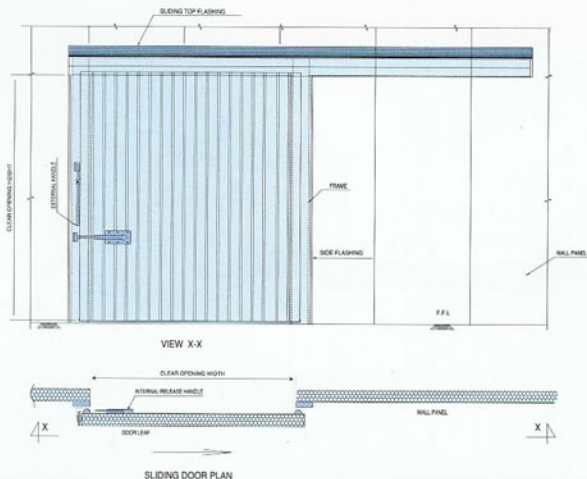
	G.1 steel frame.
Frame Covers	-Covers made out of same material of door blade are supplied in order to cover the frame.
Supplied with	-Plates with mounting holes for bolts. -Mounting holes in the frame. -Nylon bolts and nuts.

Sliding rail arrangement in salt water resistant anodized aluminium with rollers of nylon which secures a highly smooth running sliding door. Sliding rail arrangement is constructed so that the door drops 10mm down and in towards frame when closing. Thus you achieve a hermetic close door.

Gaskets are made of neoprene rubber and are mounted in salt water resistant, closed alum-profiles, which secure that gaskets are not torn off. All gaskets are easy to replace.

Sliding doors are delivered with inside and outside handle in solid stainless steel with a through-going shaft -due to the leverage principle the door is very easy to open.

Freezer doors are supplied with heating cables in the frame threshold which secures against gelation and ice formation. Heating cables are connected in a box for direct mains standard 1 x220V/50HZ -25 WATT/M



## PROFILES R.H FACTORY LLC.

P.O. BOX 656, SHARJAH - UNITED ARAB EMIRATES

TEL : (9716) 5342222, FAX : (9716) 5342000

E-mail : [pro@profilesrhf.com](mailto:pro@profilesrhf.com)

Website : <http://www.profilesrhf.com>





All **hinged doors** are delivered as complete units - easy to mount with all fittings mounted on frame at delivery. Supplied with counter frame arrangement a solution is obtained for installation in easy construction - for example prefabricated panels.

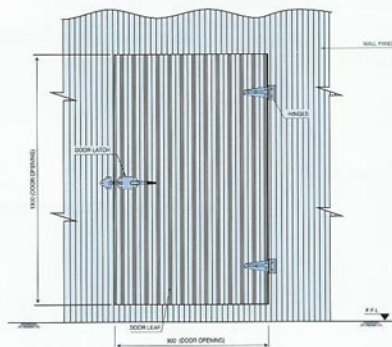
## DOOR BLADE:

- Sheet - Pre coated steel or aluminium
- Surface - Polyester coated 25 microns
- Insulation - Polyurethane foam - density = 40KG/M3
- Thickness - 100 mm / 150 mm
- Construction - Insulation injected between sheets and reinforced perimeter frame

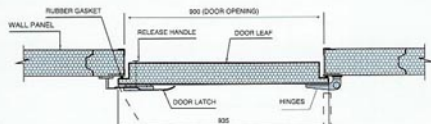
- FRAME:** - 2mm THK G.I Steel frame with reinforcement plates for hinges and handle
- Frame Covers** - Covers made out of same material of door blade are supplied in order to cover the frame.
- Supplied with** - Plates with mounting holes for bolts.  
- Mounting holes in the frame.

Hinges and handles are specially designed for the food industry so that both vet. requirements are fulfilled and at the same time the doors are constructed for the heaviest duties. Hinges are delivered as standard in chromed plated finish.

Gaskets are made of neoprene rubber and are mounted on door leaf well secured in order not to turn off. All gaskets are easy to replace. Doors are supplied with plastic curtains and inside safety release handle in order to prevent people being trapped inside. Freezer doors are supplied with heating cables in the frame threshold which secures against gelation and ice formation. Heating cables connected in a box for direct mains standard 1x220V/50HZ - 25 WATT/M.



VIEW - DD



STD. HINGE DOOR (900X1900)

## PROFILES R.H FACTORY LLC.

P.O. BOX 656, SHARJAH - UNITED ARAB EMIRATES

TEL : (9716) 5342222, FAX : (9716) 5342000

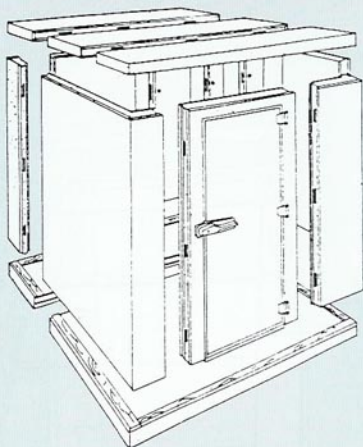
E-mail : pro@profilesrhf.com

Website : <http://www.profilesrhf.com>

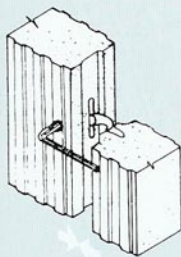


## METHOD OF ERECTING COLD ROOM

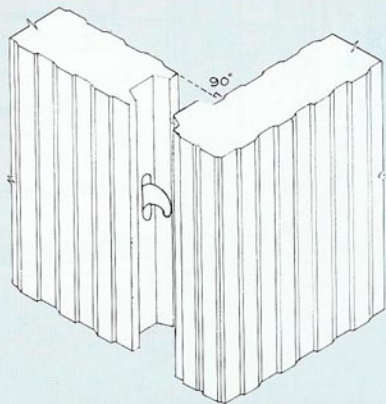
1



2



**DETAILS OF INTERLOCKING SYSTEM  
WITH TONGUE AND GROOVE PANELS**



**DETAILS OF CORNER INTERLOCKING SYSTEM**

### **PROFILES R.H FACTORY LLC.**

P.O. BOX 656, SHARJAH - UNITED ARAB EMIRATES  
TEL : (9716) 5342222, FAX : (9716) 5342000  
E-mail : [pro@profilesrfh.com](mailto:pro@profilesrfh.com)  
Website : <http://www.profilesrfh.com>

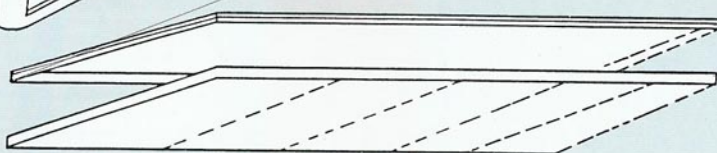




Cast alu corner cap

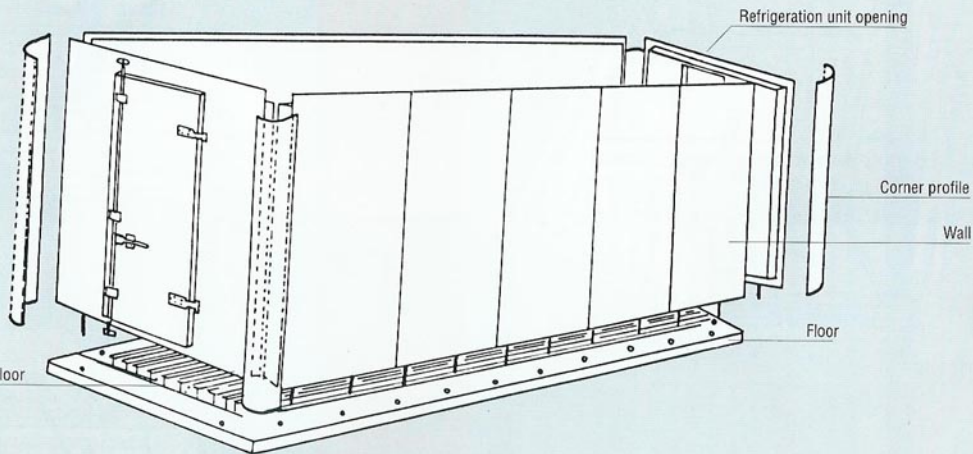


Extruded alu  
roof frame section



Roof frame

Roof



Refrigeration unit opening

Corner profile

Wall

Floor

Chequered / Extruded alu floor




Extruded alu corner profile section

**REFRIGERATED TRANSPORT EXPLODED VIEW OF  
REFRIGERATED CONTAINER (SINGLE LEAVES DOOR)**

**PROFILES R.H FACTORY LLC.**


P.O. BOX 656, SHARJAH - UNITED ARAB EMIRATES  
TEL : (9716) 5342222, FAX : (9716) 5342000  
E-mail : [pro@profilesrfh.com](mailto:pro@profilesrfh.com)  
Website : <http://www.profilesrfh.com>



Extruded alu  
roof frame section

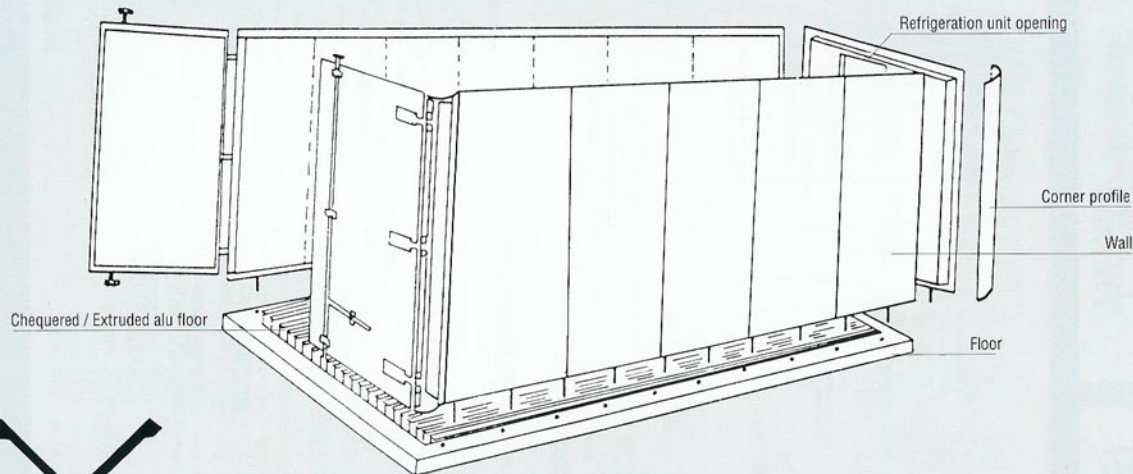


Cast alu corner cap



Roof frame

Roof



Chequered / Extruded alu floor

Refrigeration unit opening

Corner profile

Wall

Floor



Extruded alu corner profile section

# REFRIGERATED TRANSPORT EXPLODED VIEW OF REFRIGERATED CONTAINER (DOUBLE LEAVES DOOR)

## **PROFILES R.H FACTORY LLC.**

P.O. BOX 656, SHARJAH - UNITED ARAB EMIRATES  
TEL : (9716) 5342222, FAX : (9716) 5342000  
E-mail : [pro@profilesrlh.com](mailto:pro@profilesrlh.com)  
Website : <http://www.profilesrlh.com>



## Cold Room Panel Joint Details




# PROFILES R.H FACTORY

\*Professionalism is our Strength.

\*Quality Product is our Pride.

## Presentation of this Brochure:

**Profiles R.H Factory** has endeavored to ensure the information provided in this brochure is correct at the time of publication. However, the information may be amended without notice. All enquiries concerning the products should be made to Sales & Marketing Division.



## PROFILES R.H FACTORY LLC.

P.O. BOX 656, SHARJAH - UNITED ARAB EMIRATES  
TEL : (9716) 5342222, FAX : (9716) 5342000  
E-mail : [pro@profilesrhf.com](mailto:pro@profilesrhf.com)  
Website : <http://www.profilesrhf.com>